


VIVAX



AIR CONDITIONERS CATALOGUE 2020

VIVAX



Present in more than 35 countries

Contents

Vivax technology	2
Wi-Fi	3
Function description	4
VIVAX AIR CONDITIONERS 2020	8
Device functions	10
WALL SPLIT SYSTEM	
Y design	12
V design	16
R design	18
M design	20
Q design	22
Console split system - CT AERI series	24
Floor & ceiling split system - CF AERI series	26
Cassette system - CC AERI series	28
Duct type system - DT AERI series	30
Portable air conditioners - AEF & AEH series	32
MULTI SPLIT SYSTEM	
AERI wall mounted indoor units	35
CTIFM AERI floor mounted indoor units	36
CCIFM AERI cassette indoor units	37
COFM AERI outdoor units	38
Multi split combinations	39
NEW - HEAT PUMPS	
Introduction	41
Flexible operation and more comfort	42
Total heat solution	43
Specifications	44

Vivax History

- **2020** Heat pump
- **2019** Popular R design in new colors
R32 gas in all Vivax air conditioners
R290 gas in all Vivax portable air conditioners
Golden fin in all outdoor units
- **2018** Seventh generation of multi split air conditioners
Fifth generation of light commercial air conditioners
- **2017** Development of the first -32 °C heating and cooling air conditioner
73 available devices
- **2016** Sixth generation of multi split air conditioners
Fifth generation of light commercial air conditioners
65 devices available
- **2015** Fifth generation of multi split devices
Fourth generation of light commercial air conditioners
First Wi-Fi devices
61 devices available
- **2014** Presentation of first super free match system
59 devices available
- **2013** Fourth generation of multi split air conditioners
Third generation of light commercial air conditioners
- **2011** Third generation of multi split air conditioners
- **2008** Second generation of light commercial and multi split air conditioners
- **2007** First ceiling and floor air conditioners
- **2006** First generation of multi split air conditioners
First accessories for air conditioners
- **2005** First Inverter
First portable air conditioners
First cassette type air conditioners
- **2004** First Vivax air conditioners on the market

Vivax technology



New refrigerant R32

Vivax air conditioners comply with international standards for environmental safety and energy efficiency with CE, CB, SAA, and CNEX certifications.

Environmental safety

Guarantee for environmental safety ensures complete protection for the ozone layer. The lower Global Warming Potential ensures less gas emission.

Energy efficiency

Air conditioners with refrigerant R32 are 2-9% more energy efficient compared to R410A models.

BEST BUY AWARD for VIVAX air conditioners

After receiving Best buy award Vivax air conditioners became proud owners of QUDAL-QUALITY MEDAL award as well. That means that Vivax air conditioners provide highest level of quality for their buyers and users.

This award is even more valuable since it has been awarded by construction professionals (investors, architects, technicians, business owners and DIY individuals). VIVAX air conditioners suit to every target group needs. Their premium design is easily adapted to various types of interiors, from modern to traditional ones. Ultimate goal for Vivax air conditioners is energy efficiency and high standards of environmental safety.

A group of professionals that chooses VIVAX in the category of air conditioners, appreciate reliability and high technology present on the market for years. Constant upgrading and implementing of technology can be recognised in VIVAX smart air conditioners controlled by Wi-Fi module and smart devices from any location. Long term investing in VIVAX air conditioners is recognised by more professional and home users every year.

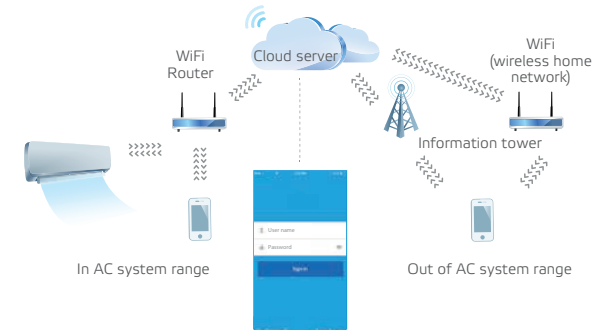
QUDAL-QUALITY MEDAL can be awarded to only one brand in the category, and last year the winner was VIVAX air conditioners. This award was more than deserved.

Vivax has invested many resources in all segments of product development over the years.

Besides high standards of quality and three years warranty with superb service support, Vivax has qualities such as silent working mode while heating and cooling, as well as numerous filters that provide clean air for healthy ambient.

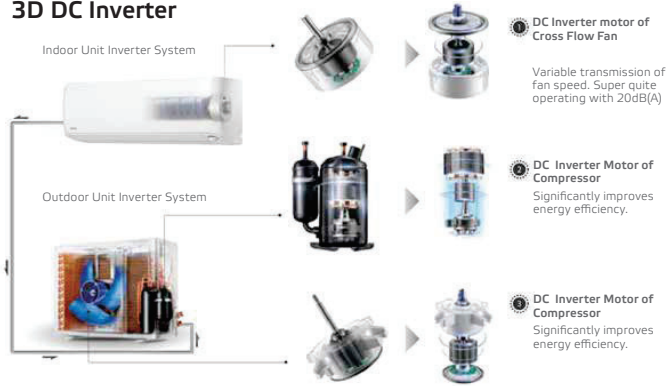
V-smart solution - WiFi

With smart components installed on Vivax AC, you can control all AC functions through mobile apps on your smartphone. Use simple commands, options or voice control. M – Smart not only focuses on operating the AC, but also offers healthy air care solutions based on human/AC interaction.



Function description

3D DC Inverter




Intelligent Defrosting

Maximize warm comfort with shorter defrosting time. Traditional defrosting works automatically while heating, regardless of external conditions. Such defrosting consumes a lot of energy, and it can not be reduced or turned off. E.g. Traditional defrosting turns on every 50 minutes and it lasts for 10 minutes. VIVAX I-Defrosting works only when defrosting is really needed. This technology significantly reduces energy waste by eliminating unnecessarily defrosting process.




Refrigerant Leakage Detect

When refrigerant leakage is detected indoor, unit will show error code "EC" and stop automatically. This function can better protect compressor from being damaged by high temperature due to refrigerant leakage.



Emergency Using Function

Normally, when temperature sensor error appears, the air conditioner will display an error code and stop running immediately. In this case VIVAX AC system will display error code, but will continue running in cooling mode.



ECO Mode

VIVAX new energy-saving AC apply innovative ECO Mode. Sleep without worries on your mind, because Eco Mode provides additional 60% of power saving.



IECO technology

The air conditioner is equipped with iECO energy-saving technology, which perfectly synergizes with highly efficient frequency conversion system. You can indulge in comfortable coolness while significantly reducing energy consumption over 8 hours.



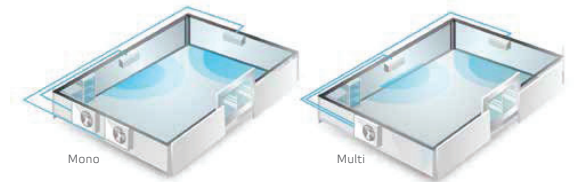
8°C Heating

In heating operation, the preset temperature of the air conditioner can be as low as 8°C, which keeps the room temperature steady at 8°C and prevents the house from freezing when it is unoccupied for a long time in severe cold weather.



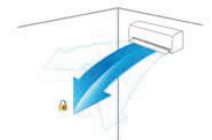
Mono & Multi Compatible

Compatible indoor unit for both, mono and multi inverter system. It is suitable for warehouse management.



Louver Position Memory Function

When you start the unit next time, the angle of the vertical swing will automatically move to the same position as you set last time.



Function description

Auto Photosensitive Display

When room light is turned off, display will be slowly dimmed after 5 seconds, and the airflow will be soften down accordingly, offering you a sound sleep.



Sensitive to the light intensity




Analyze room enviroment after the light is turned off



Soften down airflow and dim the display

VIVAX new Outdoor unit Appearance - Multi-angle cutting structure

VIVAX new multi-angle cutting structure outdoor unit with uniquely designed reinforcing rib makes the outdoor unit more sturdy and durable. Air outlet grille can be disassembled individually, making the fan motor maintenance easier.



"I" type top cover



Reinforced right clapboard



Net structure left clapboard



Multiangle cutting of front panel

Mute Operation

Want to turn off the AC beep and display? By pressing mute operation, VIVAX AC helps you to make a quiet atmosphere and comfortable environment.



VIVAX multi split DC inverter systems



Recently Vivax has introduced seventh generation of multi split DC inverter air conditioners which are ideal solution for conditioning of your business or residential premises.

All devices are designed to please users and space requests regarding cooling and heating.

New technological solutions enable high power efficiency of particular inverter system under all climate conditions, whether used for cooling or heating. Wide capacity range of outdoor units (from 5.28 - 12.31 kW) and possibility to connect maximum 5 indoor units allows far-reaching of this devices, emphasizing commercial and residential premises.

The maximum length of installation is 80 m which allows easy positioning of device regarding relation of outdoor unit and external object dimensions. Therefore, it is now very simple to position outdoor unit on the roof or on the backside of object without affecting the exterior appearance. Indoor units come in three different types: wall mounted, Cassette and floor. It is possible to choose between 11 different indoor units with capacity range: 2.22 - 7.03 kW. Attractive design and low noise level will provide comfortable atmosphere. They are all compatible with the new R32 gas and old R410A gas. Apartments, flats, family houses, office space, shops, restaurants and special purpose facilities are just a part of spaces that Vivax multi split DC Inverter devices can heat or cool.

Durability of this device, acceptable price and A class of energy efficiency are guarantee of the best choice, which puts Vivax multi split DC Inverter among the leading air conditioners in this segment.

Humidity control



Smart sensor on indoor unit can control humidity from 30% do 90%, along with temperature.



Power Mode
2805 ml



Normal Mode
1757 ml



DIY Mode

Movement detector



WIND FOLLOW ME



WIND AVOID ME



WHEN YOU ARE AWAY FOR 30 MINUTES, AUTOMATICALLY LOWERS THE FREQUENCY TO SAVE ENERGY



*** WARRANTY**
Warranty period for VIVAX AC is **36 months with obligatory annual service performed by authorised service centre.** Detailed information regarding warranty and list of authorised service centres can be found on www.vivax.com

VIVAX AIR CONDITIONERS 2020

Products Overview

	Photo	Series	Capacity	Color	
WALL SPLIT SYSTEM		Y-DESIGN R32	2.9kW, 3.5kW	white	12
		V-DESIGN R32	3.7kW, 5.3kW	gold, gray mirror	16
		R-DESIGN R32	2.9kW, 3.5kW, 5.3kW, 7.0kW	gold, white, red, mirror black, silver	18
		M-DESIGN R32	2.9kW, 3.5kW, 5.3kW, 7.0kW	white	20
		Q-DESIGN R32	2.9kW, 3.5kW, 5.3kW, 7.0kW	white	22
CONSOLE SPLIT SYSTEMS		CT-AERI	3.5kW		24
FLOOR AND CEILING SPLIT SYSTEMS		CF-AERI	5.3kW, 7.0kW, 10.5kW, 14.1kW, 16.1kW		26
CASSETTE SPLIT SYSTEM		CC-AERI	3.5kW, 5.3kW, 7.0kW, 10.5kW, 13.8kW, 16.1kW		28

	Photo	Series	Capacity	
DUCT SPLIT SYSTEM		DT-AERI	3.5kW, 5.3kW, 7.0kW, 10.5kW, 13.8kW, 16.1kW	30
PORTABLE AIR CONDITIONERS		AEH R290, AEF R290	2.6kW, 3.5kW	32
MULTI SPLIT SYSTEMS		AERI	2.6kW, 3.5kW, 5.3kW	35
		CTIFM-AERI	3.5kW	36
		CCIFM-AERI	2.6kW, 3.5kW, 5.3kW	37
OUTDOOR UNIT		COFM-AERI	5.3kW, 6.0kW, 7.9kW, 8.2kW, 10.5kW, 12.3kW	38
HEAT PUMPS		R410A	12kW, 14kW, 15.5kW	41
		R32	6.5kW, 8.4kW, 10kW	

Az eszköz funkciói

	ECO MODE	INTELLIGENT EYE DETECTOR	0.5/1W STAND BY	SLEEP MODE	I FEEL FUNKCIÓN - FOLLOW WIRE	TURBO MODE	AUTO OPERATION	AUTO SWING	MEMÓRY FUNKCIÓN (AUTO RESTART)	IONIZER	SELF-DIAGNOSIS DISPLAY	SOFT START	24H TIMER	LED SCREEN	BIO FILTER	DUST FILTER	QUIET DESIGN	COLD-CANAL FILTER	SELF-CLEANING	PTC HEATER	ENERGY SAVING	LOW VOLTAGE START-UP	VALVE PROTECTION COVER	-15°C HEATING	-20°C HEATING	-32°C HEATING	LOW AMBIENT KIT	AUTO DEFROST	WIFI READY	WIFI	3 FAN SPEEDS	3D AIRFLOW	BUILT-IN DRAIN PUMP	FREEZE PROTECTION (8°C HEATING)	WIRED CONTROLLER	GOLDEN FN
Y DESIGN	•	•	•	•	•	•	•	•	•	•	•	•	•	•	•	•			•	•	•	•	•			•	•	•	•			•			•	
V DESIGN	•		•	•	•	•	•	•	•	•	•	•	•	•	•	•			•	•	•	•	•			•	•	•	•			•			•	
R DESIGN	•		•	•	•	•	•	•	•	•	•	•	•	•	•	•			•	•	•	•	•			•	•	•	•			•			•	
M DESIGN			•	•	•	•	•	•	•	•	•	•	•	•	•	•	•					•	•	•			•	•	•			•			•	
Q DESIGN			•	•	•	•	•	•	•	•	•	•	•	•	•	•	•	•				•	•	•			•	•	•			•			•	
Hordozható légkondicionáló			•	•			•		•					•								•					•									
KONZOL split rendszer - CT AERI						•	•	•	•	•	•	•	•	•	•	•				•						•	•	•								•
Padló mennyezeti split rendszer- CF-AERI						•	•	•	•	•	•	•	•	•	•	•		•								•	•	•								•
Kazettás split SYSTEM - CC AERI						•	•	•	•	•	•	•	•	•	•	•				•						•	•	•								•
DUCT SPLIT SYSTEM - DT AERI						•	•	•	•	•	•	•	•	•	•	•				•						•	•	•								•
OLDALFALI BELTÉRI EGYSÉGEK					•	•	•	•	•	•	•	•	•	•	•	•				•						•	•	•								•
Padlóra szerelt beltéri egységek					•	•	•	•	•	•	•	•	•	•	•	•				•						•	•	•								•
CASSETTÁS BELSŐ EGYSÉGEK					•	•	•	•	•	•	•	•	•	•	•	•				•						•	•	•								•
KÜLTÉRI EGYSÉGEK					•	•	•	•	•	•	•	•	•	•	•	•				•						•	•	•								•

MULTI SPLIT

ENERGIATAKARÉKOS



ECO MODE



0.5W/1W STAND BY



COMFORT Alvás funkció

EGÉSZSÉG



HIDEG KATALIZÁTOR szűrője kiszűri a káros gázokat és szagokat.



IONIZER



BIO FILTER



POR SZŰRŐ



ÖNTISZÍTÓ

MEGBIZHATÓSÁG



VÉSZHÉLYZET A FUNKCIÓN HASZNÁLATA Amikor hőmérséklet-érzékelő hiba történik, a szokásos AC megjeleníti a hibakódot, és azonnal leáll, míg a VIVAX AC megjeleníti a hibát, és továbbra is megfelelő állapotban működik, hogy ekkorülje azt az esetet, amelyre az AC és a sürgős szükség van.



PTC FŰTÉS



HŰTŐKÖR SZIVÁRGÁS érzékelés



INTELLIGENS KIOLVASZTÁSI



ÖN DIAGNOSZIS KIJELEZŐ



SZELEPVEDELME



FŰTÉS



LOW KIT



100% Hatásfok -15°C fokon

KOMFORT & PRAKTIKUM



WI-FI READY



Vezetékes vezérlő



IDŐZÍTŐ



I FEEL



DIGITAL DISPLAY



TURBO



8°C HEATING



Mozgásérzékelő



MONO & MULTI kompatibilis



12 vent. sebesség



360° légáram



Páraszabályozás



MANUAL ON/OFF



Néma működés



3D Légáram



Alsó pozíció memorizálása



MEMÓRY FUNKCIÓN (AUTO RESTART)



Automatikus művelet



Ön párolgató rendszerben



Forgás minden irányban




Bélepített LEERESZTŐ SZIVATTYÚ

We reserve the right of eventual printing errors.



A+++
at cooling
& heating

Protection of a large family space in extreme conditions. Enjoy in motion sensor and maximum energy savings.



ENERGY SAVINGS
with smart spending!



WALL SPLIT SYSTEM | DC inverter


DESIGN REE

Model		ACP-09CH25AEYI R32	ACP-12CH35AEYI R32
Capacity	Cooling	2640 (999~4158) W	3517 (1031~4815) W
	Heating	4102 (753~6999) W	4249 (753~7199) W
Refrigerant		R32	R32
Energy efficiency class	Cooling	A+++	A+++
	Heating	A+++	A+++
Energy Efficiency	SEER	9.2	9.0
	SCOP	5.3	5.3
Design load for heating	(P design)	2400 W	2470 W
Input power	Cooling	483 W	750 W
	Heating	834W	943 W
Airflow		≤565 m³/h	≤590 m³/h
Dehumidifying capacity		1.0 L/h	1.2 L/h
Sound pressure level	Indoor unit	20≤45 dB(A)	21≤45 dB(A)
	Outdoor unit	≤57 dB(A)	≤57 dB(A)
Sound power level	Indoor unit	≤58 dB	≤59 dB
	Outdoor unit	≤59 dB	≤61 dB
Outer Diameter of Liquid Pipe		1/4"	1/4"
Outer Diameter of Gas Pipe		3/8"	3/8"
Connection wire		5x1.5 mm²	5x1.5 mm²
Connection wire IU/OU ~220-240V/1/50Hz		3x1.5 mm²	3x1.5 mm²
Max. length of pipe		25 m	25 m
Max elevation		10 m	10 m
Standard length		5 m	5 m
Additional refrigerant		12 g/m	12 g/m
Wall bracket distance (outdoor)		514 mm	514 mm
Working range		-32°C≤T≤50°C	-32°C≤T≤50°C
Working range at cooling mode		-32°C≤T≤50°C	-32°C≤T≤50°C
Working range at heating mode		-32°C≤T≤30°C	-32°C≤T≤30°C
Net dimensions	Indoor unit	895 x 298 x 248mm	895 x 298 x 248 mm
	Outdoor unit	800 x 554 x 333 mm	800 x 554 x 333 mm
Net weight	Indoor unit	13 kg	13 kg
	Outdoor unit	36.4 kg	36.4 kg





SAFE WITH GOLD
special anti-corrosion coating



ANTICORROSIVE GOLD TRIM

Powerful air conditioner equipped with ionizer that provides clean and fresh air without flying particles. For the best focus, efficiency and results.

WALL SPLIT SYSTEM | DC inverter

V-DESIGN R32

Model	ACP-12CH35AEVI R32 ACP-12CH35AEVI Gold R32	ACP-18CH50AEVI R410A
Capacity	Cooling 3517 (406~4443) W Heating 3810 (360~4357) W	5275 (1835~6120) W 5568 (1395~6741) W
Refrigerant	R32	R410A
Energy efficiency class	Cooling A++ Heating A+	A++ A+
Energy Efficiency	SEER 6.7 SCOP 4.1	6.6 4.0
Design load for heating (P design h)	2700 W	4200 W
Input power	Cooling 1208 W Heating 1340 W	1643 W 1586 W
Airflow	≤530 m³/h	≤740 m³/h
Dehumidifying capacity	1.2 L/h	1.8 L/h
Sound pressure level	Indoor unit 21≤37.5 dB(A) Outdoor unit ≤54 dB(A)	21≤42.5 dB(A) ≤55 dB(A)
Sound power level	Indoor unit ≤37.5 dB Outdoor unit ≤63 dB	≤54 dB ≤63 dB
Outer Diameter of Liquid Pipe	1/4"	1/4"
Outer Diameter of Gas Pipe	3/8"	1/2"
Connection wire	5x1.5 mm²	5x1.5 mm²
Connection wire IU/OU ~220-240V/1/50Hz	3x1.5 mm²	3x1.5 mm²
Max. length of pipe	25 m	30 m
Max elevation	10 m	20 m
Standard length	5 m	5 m
Additional refrigerant	12 g/m	15 g/m
Wall bracket distance (outdoor)	487 mm	514 mm
Working range	-20°C≤T≤50°C	-20°C≤T≤50°C
Working range at cooling mode	-15°C≤T≤50°C	-15°C≤T≤50°C
Working range at heating mode	-20°C≤T≤30°C	-20°C≤T≤30°C
Net dimensions	Indoor unit 897 x 312 x 182 mm Outdoor unit 770 x 300 x 555 mm	1004 x 350 x 205 mm 800 x 333 x 554 mm
Net weight	Indoor unit 9.9 kg Outdoor unit 27 kg	13.5 kg 35.1 kg



V-DESIGN
VIVAX V-DESIGN series is unique, light turns blue in cooling mode and red in heating mode



OFF



HEATING MODE



COOLING MODE

A++ COOLING
SEER 6.7

A+ HEATING
SCOP 4.1



DOSE OF PASSION in colors and space



Inovative air conditioner which gives you the most, for the least! Stunning red brings dynamics into modern interiors like gyms, restaurants or bars. Feel the new level of activity and energy in space with new colors of R design air conditioners.

WALL SPLIT SYSTEM | DC inverter

R-DESIGN R32

Model		ACP-09CH25AERI R32	ACP-12CH35AERI R32 red/gold/silver/mirror/white/silver	ACP-18CH50AERI R32	ACP-24CH70AERI R32
Capacity	Cooling	2640(1026-3195) W	3520(820-4162) W	5280(1846-6154) W	7327(2579-8440) W
	Heating	2931(880-3663) W	3810(850-4777) W	5568(1377-6800) W	7620(1524-9437) W
Refrigerant		R32	R32	R32	R32
Energy efficiency class	Cooling	A++	A++	A++	A++
	Heating	A+	A+	A+	A+
Energy Efficiency	SEER	7.1	7.0	6.4	6.4
	SCOP	4.0	4.1	4.0	4.0
	(P design h)	2500 W	2700 W	3900 W	5100 W
Input power	Cooling	703 W	1089 W	1547 W	2402 W
	Heating	731 W	1050 W	1500 W	2177 W
Airflow		≤416 m³/h	≤515 m³/h	≤750 m³/h	≤1020 m³/h
Dehumidifying capacity		1.0 L/h	1.2 L/h	1.8 L/h	2.4 L/h
Sound pressure level	Indoor unit	20≤39 dB(A)	21≤38 dB(A)	21≤42 dB(A)	20≤41 dB(A)
	Outdoor unit	≤55.5 dB(A)	≤56 dB(A)	≤57 dB(A)	≤62 dB(A)
Sound power level	Indoor unit	≤54 dB	≤56 dB	≤58 dB	≤62 dB
	Outdoor unit	≤59 dB	≤60 dB	≤64 dB	≤66 dB
Outer Diameter of Liquid Pipe		1/4"	1/4"	1/2"	3/8"
Outer Diameter of Gas Pipe		3/8"	3/8"	1/2"	5/8"
Connection wire		5x1.5 mm²	5x1.5 mm²	5x1.5 mm²	5x2.5 mm²
Connection wire IU/OU ~220-240V/1/50Hz		3x1.5 mm²	3x1.5 mm²	3x1.5 mm²	3x2.5 mm²
Max. length of pipe		25 m	25 m	30 m	50 m
Max elevation		10 m	10 m	20 m	25 m
Standard length		5 m	5 m	5 m	5 m
Additional refrigerant		12 g/m	12 g/m	12 g/m	24 g/m
Wall bracket distance (outdoor)		487 mm	487 mm	514 mm	540 mm
Working range		-20°C≤T≤50°C	-20°C≤T≤50°C	-15°C≤T≤50°C	-20°C≤T≤50°C
Working range at cooling mode		-15°C≤T≤50°C	-15°C≤T≤50°C	-15°C≤T≤50°C	-15°C≤T≤50°C
Working range at heating mode		-20°C≤T≤30°C	-20°C≤T≤30°C	-20°C≤T≤30°C	-20°C≤T≤30°C
Net dimensions	Indoor unit	722 x 187 x 290 mm	802 x 189 x 297 mm	965 x 215 x 319 mm	1080 x 226 x 335 mm
	Outdoor unit	770 x 300 x 555 mm	770 x 300 x 555 mm	800 x 333 x 554 mm	845 x 320 x 700 mm
Net weight	Indoor unit	7.4 kg	8.2 kg	10.8 kg	12.9 kg
	Outdoor unit	27.2kg	27 kg	37 kg	50 kg





POWER OF NATURE
to fight allergens and dust!

I FEEL
function

BIO filter


Easy relaxation with air conditioner and its BIO filter that collects micro particles, dust and allergens. Follow me option follows movements and optimizes the exhaust.

WALL SPLIT SYSTEM | DC inverter

M-DESIGN R32

Model		ACP-09CH25AEMI R32	ACP-12CH35AEMI R32	ACP-18CH50AEMI R32	ACP-24CH70AEMI R32
Capacity	Cooling	2638(909~3400) W	3517(1114~4162) W	5280 (1820~6130) W	7030 (2670~7880) W
	Heating	2930 (820~3370) W	3810 (880~4220) W	5570 (1380~6740) W	7330 (1610~8790) W
Refrigerant		R32	R32	R32	R32
Energy efficiency class	Cooling	A++	A++	A++	A++
	Heating	A+	A+	A+	A+
Energy Efficiency	SEER	6.2	6.1	7.1	6.1
	SCOP	4.0	4.0	4.0	4.0
	Design load for heating (P design h)	2600 W	2700 W	4100 W	4800 W
Input power	Cooling	732 W	1213 W	1539 W	2345 W
	Heating	733 W	1088 W	1480 W	2035 W
Airflow		≤466 m³/h	≤540 m³/h	≤840 m³/h	≤980 m³/h
Dehumidifying capacity		1.0 L/h	1.2 L/h	1.8 L/h	2.4 L/h
Sound pressure level	Indoor unit	25≤38.5 dB(A)	25≤40.5 dB(A)	25≤44 dB(A)	28≤44.5 dB(A)
	Outdoor unit	≤55.5 dB(A)	≤56 dB(A)	≤56 dB(A)	≤59.5 dB(A)
Sound power level	Indoor unit	≤54 dB	≤55 dB	≤55 dB	≤59 dB
	Outdoor unit	≤62 dB	≤63 dB	≤61 dB	≤67 dB
Outer Diameter of Liquid Pipe		1/4"	1/4"	1/4"	3/8"
Outer Diameter of Gas Pipe		3/8"	3/8"	1/2"	5/8"
Connection wire		5x1.5 mm²	5x1.5 mm²	5x1.5 mm²	5x2.5 mm²
Connection wire IU/OU ~220-240V/1/50Hz		3x1.5 mm²	3x1.5 mm²	3x1.5 mm²	3x2.5 mm²
Max. length of pipe		25 m	25 m	30 m	50 m
Max. elevation		10 m	10 m	20 m	25 m
Standard length		5 m	5 m	5 m	5 m
Additional refrigerant		12 g/m	12 g/m	12 g/m	24 g/m
Wall bracket distance (outdoor)		450 mm	450 mm	514 mm	540 mm
Working range		-15°CST≤50°C	-15°CST≤50°C	-15°CST≤50°C	-15°CST≤50°C
Working range at cooling mode		-15°CST≤50°C	-15°CST≤50°C	-15°CST≤50°C	-15°CST≤50°C
Working range at heating mode		-15°CST≤30°C	-15°CST≤30°C	-15°CST≤30°C	-15°CST≤30°C
Net dimensions	Indoor unit	805 x 194 x 285 mm	805 x 194 x 285 mm	957 x 213 x 302 mm	1040 x 220 x 327 mm
	Outdoor unit	720 x 270 x 495 mm	720 x 270 x 495 mm	800 x 333 x 554 mm	845 x 363 x 702 mm
Net weight	Indoor unit	7.6 kg	7.6 kg	10 kg	12.3 kg
	Outdoor unit	23.2 kg	23.2 kg	34 kg	51.5 kg





IT WINS YOU OVER
with quality and price

Silence and peace while the youngest and the sweetest ones are asleep at perfect temperature in a pure space.

WALL SPLIT SYSTEM | DC inverter

Q-DESIGN R32

Model		ACP-09CH25AEQI R32	ACP-12CH35AEQI R32	ACP-18CH50AEQI R32	ACP-24CH70AEQI R32
Capacity	Cooling	2638(909~3400) W	3517(1114~4162) W	5280 (1820~6130) W	7030 (2670~8880) W
	Heating	2930 (820~3370) W	3810 (880~4220) W	5570 (1380~6740) W	7330 (1610~8790) W
Refrigerant		R32	R32	R32	R32
Energy efficiency class	Cooling	A++	A++	A++	A++
	Heating	A+	A+	A+	A+
Energy Efficiency	SEER	6.2	6.1	7.1	6.1
	SCOP	4.0	4.0	4.0	4.0
Design load for heating (P design h)	Cooling	2600 W	2700 W	4100 W	4800 W
	Heating	733 W	1088 W	1480 W	2035 W
Input power	Cooling	≤520 m³/h	≤600 m³/h	≤840 m³/h	≤980 m³/h
	Heating	1.0 L/h	1.2 L/h	1.8 L/h	2.4 L/h
Airflow		25≤38.5 dB(A)	25≤40.5 dB(A)	25≤44 dB(A)	28≤44.5 dB(A)
Dehumidifying capacity	Indoor unit	≤55.5 dB(A)	≤56 dB(A)	≤56 dB(A)	≤59.5 dB(A)
	Outdoor unit	≤54 dB	≤55 dB	≤55 dB	≤59 dB
Sound pressure level	Indoor unit	≤62 dB	≤63 dB	≤61 dB	≤67 dB
	Outdoor unit	1/4"	1/4"	1/2"	3/8"
Outer Diameter of Liquid Pipe		3/8"	3/8"	1/2"	5/8"
Outer Diameter of Gas Pipe		5x1.5 mm²	5x1.5 mm²	5x1.5 mm²	5x2.5 mm²
Connection wire		3x1.5 mm²	3x1.5 mm²	3x1.5 mm²	3x2.5 mm²
Connection wire IU/OU ~220-240V/1/50Hz		25 m	25 m	30 m	50 m
Max. length of pipe		10 m	10 m	20 m	25 m
Max elevation		5 m	5 m	5 m	5 m
Standard length		12 g/m	12 g/m	12 g/m	24 g/m
Additional refrigerant		451 mm	451 mm	514 mm	540 mm
Wall bracket distance (outdoor)		-15°C≤T≤50°C	-15°C≤T≤50°C	-15°C≤T≤50°C	-15°C≤T≤50°C
Working range		-15°C≤T≤50°C	-15°C≤T≤50°C	-15°C≤T≤50°C	-15°C≤T≤50°C
Working range at cooling mode		-15°C≤T≤30°C	-15°C≤T≤30°C	-15°C≤T≤30°C	-15°C≤T≤30°C
Working range at heating mode					
Net dimensions	Indoor unit	805 x 194 x 285 mm	805 x 194 x 285 mm	957 x 213 x 302 mm	1040 x 220 x 327 mm
	Outdoor unit	720 x 270 x 495 mm	720 x 270 x 495 mm	800 x 333 x 554 mm	845 x 363 x 702 mm
Net weight	Indoor unit	7.6 kg	7.6 kg	10 kg	12.3 kg
	Outdoor unit	23.2 kg	23.2 kg	34 kg	51.5 kg






Two optional air outlet ways allow large areas to be heated quickly such as an office, workshop, or garage for optimum operating temperature and creativity at work.

CONSOLE SPLIT SYSTEM | DC inverter

CT AERI

Model		ACP-12CT35AERI R32	ACP-18CT50AERI
Capacity	Cooling	3520 (770~3810) W	4800(730~5570) W
	Heating	3810 (460~4340) W	5000(820~6300) W
Refrigerant		R32	
Energy efficiency class	Cooling	A++	
	Heating	A+	
Energy Efficiency	SEER	7.0	6.1
	SCOP	4.0	4.0
	(P design h)	3.2	4.2
Design load for heating	Cooling	1168 W	1630 W
	Heating	1100 W	1700 W
Input power	Cooling	≤512 m³/h	≤590 m³/h
	Heating	1.2 L/h	
Airflow			
Dehumidifying capacity	Indoor unit	35≤43 dB(A)	35≤48 dB(A)
	Outdoor unit	≤55.5 dB(A)	≤55 dB(A)
Sound pressure level	Indoor unit		≤58 dB
	Outdoor unit		≤63 dB
Sound power level	Indoor unit	1/4"	1/4"
	Outdoor unit	3/8"	1/2"
Outer Diameter of Liquid Pipe	Power supply OU	3*2.5 mm²	3*2.5 mm²
	Power supply IU	3*1.0 mm²	3*1.0 mm²
Connection wire	Connection	2*0.2 mm²	2*0.2 mm²
		~220-240V/1/50Hz; Unutjed.	
Power supply		25 m	30 m
Max. length of pipe		10 m	20 m
Max. elevation		5 m	5 m
Standard length		12 g/m	12 g/m
Additional refrigerant			
Wall bracket distance (outdoor)		514 mm	
Working range		-20°C≤T≤50°C	
Working range at cooling mode		17°C≤T≤32°C	
Working range at heating mode		-20°C≤T≤30°C	
Net dimensions	Indoor unit	700 x 600 x 210 mm	
	Outdoor unit	800 x 333 x 554 mm	
Net weight	Indoor unit	14.8 kg	
	Outdoor unit	34.7 kg	





Wide air outlets and rapid air exchange for large, high ceiling spaces. Pleasant feeling in halls, auditoriums, storage rooms.

FLOOR & CEILING SPLIT SYSTEM | DC inverter

CF AERI

Model		ACP-18CF50AERI R32	ACP-24CF70AERI R32	ACP-36CF105AERI R32	ACP-48CF140AERI R32	ACP-55CF160AERI R32
Capacity	Cooling	5280 (1290~6150) W	7030 (2430~8210) W	10550 (2640~12020) W	14200 (4960~15110) W	16000 (6280~17000) W
	Heating	5570 (1760~7030) W	7620 (2430~8650) W	11140 (2930~13190) W	16100 (3810~18070) W	18200 (4400~19640) W
Refrigerant		R32	R32	R32	R32	R32
Energy efficiency class	Cooling	A++	A++	A++	A++	A++
	Heating	A+	A+	A+	A+	A+
Energy Efficiency	SEER	6.1	6.1	6.1	6.1	6.1
	SCOP	5.1	5.1	5.1	5.1	5.1
Design load for heating	(P design h)	4800 W	5400 W	8700 W	11100 W	11900 W
Input power	Cooling	1640 W	2190 W	3750 W	5500 W	6063 W
	Heating	1500 W	2050 W	2960 W	5050 W	6036 W
Airflow		≤902m³/h	≤1208 m³/h	≤2160 m³/h	≤2329m³/h	≤2454m³/h
Dehumidifying capacity		1.8 L/h	2.4 L/h	3.6 L/h	4.8 L/h	5.5 L/h
Sound pressure level	Indoor unit	37≤45 dB(A)	41≤50 dB(A)	42≤51 dB(A)	46≤54 dB(A)	42≤54 dB(A)
	Outdoor unit	≤57 dB(A)	≤62 dB(A)	≤65 dB(A)	≤66 dB(A)	≤66 dB(A)
Sound power level	Indoor unit	≤56 dB	≤61 dB	≤61 dB	≤66 dB	≤68 dB
	Outdoor unit	≤65 dB	≤66 dB	≤68 dB	≤72 dB	≤74 dB
Outer Diameter of Liquid Pipe		1/4"	3/8"	3/8"	3/8"	3/8"
Outer Diameter of Gas Pipe		1/2"	5/8"	5/8"	5/8"	5/8"
Connection wire	Power supply OU	3*2.5 mm²	3*2.5 mm²	3*2.5 mm²	5*2.5 mm²	5*2.5 mm²
	Power supply IU	3*1.0 mm²	3*1.0 mm²	3*1.0 mm²	3*1.0 mm²	3*1.0 mm²
	Connection	2*0.2 mm²	2*0.2 mm²	2*0.2 mm²	2*0.2 mm²	2*0.2 mm²
Power supply		~220-240V/1/50Hz; Indoor and outdoor unit			~220-240V/1/50Hz; Indoor unit ~380~415V; 50Hz; 3ph; Outdoor unit	
Max. length of pipe		30 m	50 m	65 m	65 m	65 m
Max elevation		20 m	25 m	30 m	30 m	30 m
Standard length		5 m	5 m	5 m	5 m	5 m
Additional refrigerant		12 g/m	24 g/m	24 g/m	24 g/m	24 g/m
Wall bracket distance (outdoor)		514 mm	540 mm	673 mm	634 mm	634 mm
Working range		-20°C≤T≤50°C	-20°C≤T≤50°C	-20°C≤T≤50°C	-20°C≤T≤50°C	-20°C≤T≤50°C
Working range at cooling mode		-15°C≤T≤50°C	-15°C≤T≤50°C	-15°C≤T≤50°C	-15°C≤T≤50°C	-15°C≤T≤50°C
Working range at heating mode		-20°C≤T≤30°C	-20°C≤T≤30°C	-20°C≤T≤30°C	-20°C≤T≤30°C	-20°C≤T≤30°C
Net dimensions	Indoor unit	1068 x 675 x 235 mm	1068 x 675 x 235 mm	1650 x 675 x 235 mm	1650 x 675 x 235 mm	1650 x 675 x 235 mm
	Outdoor unit	800 x 333 x 554 mm	845 x 363 x 702 mm	946 x 410 x 810 mm	952 x 415 x 1333 mm	952 x 415 x 1333 mm
Net weight	Indoor unit	26.6 kg	25.0 kg	40.3 kg	38.2 kg	40.5 kg
	Outdoor unit	35.6 kg	66.8 kg	66.8 kg	106.7 kg	111.3 kg

Turbo

AC will maximize the output of cooling or heating capacity, make the room cool down or heat up rapidly, and attain desired temperature within shortest time.





360°



Ceiling exhaust with 360 degrees in 4 directions. A practical choice for cinema halls, conference rooms, lecture halls and offices.

CASSETE SYSTEM | DC inverter

CC AERI

Model	ACP-12CC35AERI R32	ACP-18CC50AERI R32	ACP-24CC70AERI R32	ACP-36CC105AERI R32	ACP-48CC140AERI R32	ACP-59CC160AERI R32
Capacity	Cooling	3520 (620-4400) W	5280 (1260-6150) W	7030 (2230-8210) W	10550 (2640-12020) W	14000 (4760-14580) W
	Heating	4100 (620-5130) W	5570 (170-7030) W	7620 (2430-8650) W	11140 (290-13190) W	16100 (3930-16770) W
Refrigerant	R32	R32	R32	R32	R32	R32
Energy efficiency class	Cooling	A++	A++	A++	A++	A++
	Heating	A+	A+	A+	A+	A+
Energy Efficiency	SEER	6.1	6.1	6.1	6.1	6.1
	SCOP	4.0	4.0	4.0	4.0	4.0
Design load for heating (P design h)	Cooling	3600 W	4900 W	5900 W	10500 W	12200 W
	Heating	960 W	1640 W	2190 W	3750 W	5130 W
Input power	Cooling	995 W	1500 W	2050 W	2960 W	5050 W
	Heating	650 m ³ /h	1036 m ³ /h	1378 m ³ /h	1775 m ³ /h	1715 m ³ /h
Airflow	1.2 L/h	1.8 L/h	2.4 L/h	3.6 L/h	4.8 L/h	5.5 L/h
Dehumidifying capacity	Indoor unit	33.42 dB(A)	35.54 dB(A)	40.47 dB(A)	21.52 dB(A)	49.52 dB(A)
	Outdoor unit	≤57 dB(A)	≤57 dB(A)	≤62 dB(A)	≤65 dB(A)	≤66 dB(A)
Sound pressure level	Indoor unit	≤56 dB	≤56 dB	≤59 dB	≤61 dB	≤65 dB
	Outdoor unit	≤60 dB	≤65 dB	≤66 dB	≤68 dB	≤72 dB
Sound power level	Indoor unit	1/4"	1/4"	3/8"	3/8"	3/8"
	Outdoor unit	3/8"	1/2"	5/8"	5/8"	5/8"
Outer Diameter of Liquid Pipe	Power supply OU	3*2.5 mm ² (option)	3*2.5 mm ²	3*2.5 mm ²	3*2.5 mm ²	5*2.5 mm ²
	Power supply IU	3*1.0 mm ²	3*1.0 mm ²	3*1.0 mm ²	3*1.0 mm ²	3*1.0 mm ²
Connection wire	Connection	-	2*0.2 mm ²	2*0.2 mm ²	2*0.2 mm ²	2*0.2 mm ²
	Power supply	~220-240V/1/50Hz; Indoor and outdoor unit				~220-240V/1/50Hz; Indoor unit ~380-415 V, 50Hz; 3ph; Outdoor unit
Max. length of pipe	25 m	30 m	50 m	65 m	65 m	65 m
	10 m	20 m	25 m	30 m	30 m	30 m
Standard length	5 m	5 m	5 m	5 m	5 m	5 m
	12 g/m	12 g/m	24 g/m	24 g/m	24 g/m	24 g/m
Additional refrigerant	514 mm	514 mm	540 mm	634 mm	634 mm	634 mm
	20°C<T<50°C	20°C<T<50°C	20°C<T<50°C	20°C<T<50°C	20°C<T<50°C	20°C<T<50°C
Working range	-15°C<T<50°C	-15°C<T<50°C	-15°C<T<50°C	-15°C<T<50°C	-15°C<T<50°C	-15°C<T<50°C
	20°C<T<30°C	20°C<T<30°C	20°C<T<30°C	20°C<T<30°C	20°C<T<30°C	20°C<T<30°C
Working range at cooling mode	570 x 570 x 260 mm	570 x 570 x 260 mm	840 x 840 x 205 mm	840 x 840 x 245 mm	840 x 840 x 287 mm	840 x 840 x 287 mm
	647 x 647 x 50 mm	647 x 647 x 50 mm	950 x 950 x 55 mm	950 x 950 x 55 mm	950 x 950 x 55 mm	950 x 950 x 55 mm
Net dimensions	800 x 333 x 554 mm	800 x 333 x 554 mm	946 x 410 x 810 mm	946 x 410 x 810 mm	952 x 415 x 1333 mm	952 x 415 x 1333 mm
	16 kg	16 kg	23 kg	27.5 kg	29.7 kg	29.7 kg
Net weight	2.5 kg	2.5 kg	5 kg	5 kg	5 kg	5 kg
	34.5 kg	35.6 kg	66.8 kg	66.8 kg	106.7 kg	111.3 kg





An ideal solution for discreet creation of atmosphere in elegant salons, passageways, shops and modern apartments.

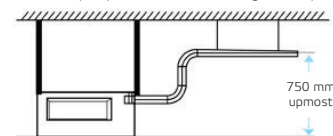
DUCT TYPE SYSTEM | DC inverter

DT AERI

Model		ACP-12DT35AERI R32	ACP-18DT50AERI R32	ACP-24DT70AERI R32	ACP-36DT105AERI R32	ACP-48DT140AERI R32	ACP55DT160AERI R32
Capacity	Cooling	3520 (620-4400) W	5280 (2550-5690) W	7030 (1200-8210) W	10550 (2930-12020) W	14000 (4260-15200) W	15400 (5860-17290) W
	Heating	3810 (620-4980) W	5860 (2200-6150) W	7620 (2430-8650) W	11130 (2640-13190) W	16100 (3700-18030) W	18200 (4690-20520) W
Refrigerant		R32	R32	R32	R32	R32	R32
Energy efficiency class	Cooling	A++	A++	A++	A++	A++	A++
	Heating	A+	A+	A+	A+	A+	A+
Energy Efficiency	SEER	6.1	6.1	6.1	6.1	6.1	6.1
	SCOP	4.0	4.0	5.1	5.1	5.1	5.1
	(P design h)	3.2	4.3	5.4	8.4	11.9	12.5
Input power	Cooling	950 (350-1620) W	1633 (710-1900) W	2190 (480-2850)W	4000 (902-4900)W	5150 (1170-5699)W	5423 (1274-6651)W
	Heating	1100 (350-2050) W	1580 (740-1760) W	2050 (500-2880)W	3100 (800-4640) W	4280 (948-5824) W	5329 (1042-6034)W
Airflow		≤680 m³/h	≤880 m³/h	≤1248 m³/h	≤2400 m³/h	≤2400 m³/h	≤2600 m³/h
	Dehumidifying capacity	1.2 L/h	1.8 L/h	2.4 L/h	3.6 L/h	4.8 L/h	5.5 L/h
Sound pressure level	Indoor unit	≤57 dB (A)	≤62 dB (A)	≤62 dB (A)	≤65 dB (A)	≤65 dB (A)	≤66 dB (A)
	Outdoor unit	≤57 dB (A)	≤62 dB (A)	≤62 dB (A)	≤65 dB (A)	≤66 dB (A)	≤66 dB (A)
Sound power level	Indoor unit	≤54 dB	≤59 dB	≤62 dB	≤63 dB	≤68 dB	≤71 dB
	Outdoor unit	≤60 dB	≤63 dB	≤66 dB	≤68 dB	≤72 dB	≤74 dB
Outer Diameter of Liquid Pipe		1/4"	1/4"	3/8"	3/8"	3/8"	3/8"
Outer Diameter of Gas Pipe		3/8"	1/2"	5/8"	5/8"	5/8"	5/8"
Connection wire	Power supply OU	3*2.5 mm²	3*2.5 mm²	3*2.5 mm²	3*2.5 mm²	5*2.5 mm²	5*2.5 mm²
	Power supply IU	3*1.0 mm²	3*1.0 mm²	3*1.0 mm²	3*1.0 mm²	3*1.0 mm²	3*1.0 mm²
	Connection	2*0.2 mm²	2*0.2 mm²	2*0.2 mm²	2*0.2 mm²	2*0.2 mm²	2*0.2 mm²
Power supply		~220-240V/1/50Hz, Indoor and outdoor unit				~220-240V/1/50Hz, Indoor unit ~380-415V, 50Hz/3ph, Outdoor unit	
Max. length of pipe		25 m	30 m	50 m	65 m	65 m	65 m
Max elevation		10 m	20 m	25 m	30 m	30 m	30 m
Standard length		5 m	5 m	5 m	5 m	5 m	5 m
Additional refrigerant		12 g/m	12 g/m	24 g/m	24 g/m	24 g/m	24 g/m
Wall bracket distance (outdoor)		514 mm	514 mm	540 mm	673 mm	673 mm	634 mm
Working range		-15°C<T<50°C	-15°C<T<50°C	-15°C<T<50°C	-15°C<T<50°C	-15°C<T<50°C	-15°C<T<50°C
	Working range at cooling mode	-15°C<T<50°C	-15°C<T<50°C	-15°C<T<50°C	-15°C<T<50°C	-15°C<T<50°C	-15°C<T<50°C
Working range at heating mode		-20°C<T<30°C	-20°C<T<30°C	-20°C<T<30°C	-20°C<T<30°C	-20°C<T<30°C	-20°C<T<30°C
		-20°C<T<30°C	-20°C<T<30°C	-20°C<T<30°C	-20°C<T<30°C	-20°C<T<30°C	-20°C<T<30°C
Net dimensions	Indoor unit	700 x 635 x 210 mm	880 x 674 x 210 mm	1100 x 774 x 249 mm	1360 x 774 x 249 mm	1200 x 874 x 300 mm	1200 x 874 x 300 mm
	Outdoor unit	800 x 333 x 554 mm	800 x 333 x 554 mm	845 x 363 x 702 mm	946 x 410 x 810 mm	952 x 415 x 1333 mm	952 x 415 x 1333 mm
Net weight	Indoor unit	18.4 kg	31.5 kg	31.5 kg	40.5 kg	47.6 kg	47.6 kg
	Outdoor unit	34.5 kg	33.7 kg	66.8 kg	66.8 kg	106.7 kg	111.3 kg

BUILT IN DRAIN PUMP

The drain pump can lift the condensing water up to 750mm.





“
“
Portable air conditioner that does not need installment. Suitable for smaller spaces. It is easy to move and can be remote controlled.

PORTABLE AIR CONDITIONERS | *Fix Speed* AEH | AEF SERIES

Model		ACP-09PT25AEF R290	ACP-12PT35AEF R290	ACP-12PT35AEH R290
Capacity	Cooling	2726 W	3517 W	3517 W
	Heating	-	-	2930 W
Refrigerant		R290	R290	R290
Energy efficiency class	Cooling	A	A	A
	Heating	-	-	A+
Energy Efficiency	EER	2.6	2.6	2.6
	COP	-	-	2.8
Input power	Cooling	970 W	1350 W	1350 W
	Heating	-	-	1045 W
Airflow		≤398 m³/h	≤420 m³/h	≤420 m³/h
Dehumidifying capacity		2.7 L/h	3.5 L/h	3.25 L/h
Sound pressure level		50.4≤5.3 dB(A)	50.5≤5.2 dB(A)	54≤54.5 dB(A)
Sound power level		≤62 dB	≤63 dB	≤66 dB
Net dimensions		454 x 365 x 700 mm	467 x 397 x 765 mm	467 x 397 x 765 mm
Net weight		29.5 kg	33 kg	34.4 kg



MULTI




Multi split solutions and combinations where only one external unit can be connected up to 5 different indoor units. Choose the best shape and power of air conditioner for each room of your apartment or holiday home.

MULTI SPLIT SYSTEM | CH AERI | Wall mounted indoor units



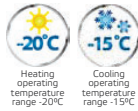
- gold
- white
- red
- silver mirror
- silver



Model		ACP-09CH25AERI/2	ACP-12CH35AERI/2	ACP-18CH50AERI/2
Capacity	Cooling	2696 W	3517 W	5275 W
	Heating	2931 W	3810 W	5568 W
Refrigerant		R410A / R32	R410A / R32	R410A / R32
Airflow		≤520 m³/h	≤750 m³/h	≤1060 m³/h
Dehumidifying capacity		1.2 L/h	1.8 L/h	2.4 L/h
Sound pressure level	Indoor unit	20≤39.0 dB(A)	21≤38.0 dB(A)	23≤42.0 dB(A)
Sound power level	Indoor unit	≤53 dB	≤55 dB	≤57 dB
Outer Diameter of Liquid Pipe		1/4"	1/4"	1/4"
Outer Diameter of Gas Pipe		3/8"	3/8"	1/2"
Connection wire		4x1.0 mm²	4x1.0 mm²	4x1.0 mm²
Power supply		~220-240V/1/50Hz; outdoor unit		
Working range		-20°C≤T≤50°C	-20°C≤T≤50°C	-20°C≤T≤50°C
Working range at cooling mode		-15°C≤T≤50°C	-15°C≤T≤50°C	-15°C≤T≤50°C
Working range at heating mode		-20°C≤T≤24°C	-20°C≤T≤24°C	-20°C≤T≤24°C
Net dimensions	Indoor unit	722×187×290 mm	802×189×297 mm	965×215×319 mm
Net weight	Indoor unit	7.4 kg	8.2 kg	10.7 kg



MULTI SPLIT SYSTEM | CTIFM AERI | Floor mounted indoor units




Model		ACP-12CTIFM35AERI	ACP-18CTIFM50AERI
Capacity	Cooling	3517 W	4800 W
	Heating	3517 W	5000 W
Refrigerant		R32	
Airflow		≤550 m³/h	590 m³/h
Sound pressure level	Indoor unit	35≤47 dB(A)	35≤48 dB(A)
Sound power level	Indoor unit	≤58 dB	
Outer Diameter of Liquid Pipe		1/4"	1/4"
Outer Diameter of Gas Pipe		3/8"	1/2"
Connection wire		4x1.0 mm²	
Power supply		~220-240V/1/50Hz; outdoor unit	
Working range		-20°C≤T≤50°C	
Working range at cooling mode		-15°C≤T≤50°C	
Working range at heating mode		-20°C≤T≤24°C	
Net dimensions	Indoor unit	700 x 600 x 210 mm	
Net weight	Indoor unit	15.0 kg	

MULTI SPLIT SYSTEM | CCIFM AERI | Cassete indoor units



Wired Controller



Model		ACP-09CCIFM25AERI	ACP-12CCIFM35AERI	ACP-18CCIFM50AERI
Capacity	Cooling	2638 W	3517 W	4982 W
	Heating	2931 W	4103 W	5568 W
Refrigerant		R410A / R32	R410A / R32	R410A / R32
Airflow		≤580 m³/h	≤650 m³/h	≤680 m³/h
Dehumidifying capacity		1.0 L/h	1.2 L/h	1.8 L/h
Sound pressure level	Indoor unit	29≤38 dB(A)	34≤41 dB(A)	41≤44 dB(A)
Sound power level	Indoor unit	≤53 dB	≤58 dB	≤59 dB
Outer Diameter of Liquid Pipe		1/4"	1/4"	1/4"
Outer Diameter of Gas Pipe		3/8"	3/8"	1/2"
Connection wire		4x1.00 mm²	4x1.00 mm²	4x1.00 mm²
Power supply		~220-240V/1/50Hz; Outdoor unit		
Working range		-20°C≤T≤50°C	-20°C≤T≤50°C	-20°C≤T≤50°C
Working range at cooling mode		-15°C≤T≤50°C	-15°C≤T≤50°C	-15°C≤T≤50°C
Working range at heating mode		-20°C≤T≤30°C	-20°C≤T≤30°C	-20°C≤T≤30°C
Net dimensions	Indoor unit	570×570×260 mm	570×570×260 mm	570×570×260 mm
Net weight	Indoor unit	14.7 kg	16 kg	16.1 kg
	Panel	2.5 kg	2.5 kg	2.5 kg

MULTI SPLIT SYSTEM | COFM AERI | Outdoor units



Model	ACP-18COFM50AERI R32	ACP-21COFM60AERI R32	ACP-27COFM79AERI R32	ACP-28COFM82AERI R32	ACP-36COFM105AERI R32	ACP-42COFM123AERI R32
Capacity	Cooling 5280 (2051~6863) W Heating 5570 (2345~7240) W	Cooling 6150 (1950~6830) W Heating 6590 (1450~6863) W	Cooling 7910 (2890~8503) W Heating 8200 (1990~8503) W	Cooling 8210 (2050~9850) W Heating 8790 (2340~10550) W	Cooling 10550 (2051~13720) W Heating 10550 (2340~13720) W	Cooling 12310 (2050~16000) W Heating 12310 (2050~16000) W
Refrigerant	R32	R32	R32	R32	R32	R32
Energy efficiency class	Cooling A++ Heating A+	Cooling A++ Heating A+	Cooling A++ Heating A+	Cooling A++ Heating A+	Cooling A++ Heating A	Cooling A++ Heating A
Energy efficiency	SEER 6.1 SCOP 4.0	SEER 6.5 SCOP 4.0	SEER 6.1 SCOP 4.0	SEER 7.0 SCOP 4.0	SEER 6.5 SCOP 4.0	SEER 6.6 SCOP 3.8
Design load for heating (P design h)	4.3	5.4	5.7	6.5	9.2	9.5
Maximum number of indoor units	2	3	3	4	4	5
Input power	Cooling 1630 W Heating 1500 W	Cooling 1900 W Heating 1770 W	Cooling 2450 W Heating 2200 W	Cooling 2500 W Heating 2400 W	Cooling 3517 W Heating 2880 W	Cooling 3800 W Heating 3300 W
Sound pressure level	Outdoor unit ≤56 dB(A)	Outdoor unit ≤57.5 dB(A)	Outdoor unit ≤60 dB(A)	Outdoor unit ≤61 dB(A)	Outdoor unit ≤63 dB(A)	Outdoor unit ≤62 dB(A)
Sound power level	Outdoor unit ≤65 dB	Outdoor unit ≤66 dB(A)	Outdoor unit ≤67 dB	Outdoor unit ≤69 dB	Outdoor unit ≤68 dB	Outdoor unit ≤69 dB
Outer Diameter of Liquid Pipe	1/4"	1/4"	1/4"	1/4"	4x1/4"	5x1/4"
Outer Diameter of Gas Pipe	3/8"	3/8"	3/8"	3x3/8"+1x 1/2"	3x3/8"+1x 1/2"	4x3/8"+1x 1/2"
Power supply	3*2.5 mm ²	3*2.5 mm ²	3*2.5 mm ²	3*2.5 mm ²	3*2.5 mm ²	3*4.0 mm ²
Max. length of pipe	40 m	60 m	60 m	60 m	80 m	80 m
Max elevation (OU above IU/OU below IU)	15 m	10 m	10 m	10 m	10 m	10 m
Standard length	15 m	22.5 m	22.5 m	30 m	30 m	37.5 m
Additional refrigerant	12 x (installation length to each IU - 15) g/m	12 x (installation length to each IU - 22.5) g/m	12 x (installation length to each IU - 22.5) g/m	12 x (installation length to each IU - 30) g/m	12 x (installation length to each IU - 30) g/m	12 x (installation length to each IU - 37.5) g/m
Wall bracket distance (outdoor)	514 mm	540 mm	540 mm	673 mm	673 mm	673 mm
Working range	-20°C ≤ T ≤ 50°C	-20°C ≤ T ≤ 50°C	-20°C ≤ T ≤ 50°C	-20°C ≤ T ≤ 50°C	-20°C ≤ T ≤ 50°C	-20°C ≤ T ≤ 50°C
Working range at cooling mode	-15°C ≤ T ≤ 50°C	-15°C ≤ T ≤ 50°C	-15°C ≤ T ≤ 50°C	-15°C ≤ T ≤ 50°C	-15°C ≤ T ≤ 50°C	-15°C ≤ T ≤ 50°C
Working range at heating mode	-20°C ≤ T ≤ 30°C	-20°C ≤ T ≤ 30°C	-20°C ≤ T ≤ 30°C	-20°C ≤ T ≤ 30°C	-20°C ≤ T ≤ 30°C	-20°C ≤ T ≤ 30°C
Net dimensions	Outdoor unit 800 x 333 x 554	Outdoor unit 845 x 363 x 702	Outdoor unit 845 x 363 x 702	Outdoor unit 946 x 410 x 810	Outdoor unit 946 x 410 x 810	Outdoor unit 946 x 410 x 810
Net weight	Outdoor unit 35.5 kg	Outdoor unit 46.8 kg	Outdoor unit 51.1 kg	Outdoor unit 62.1 kg	Outdoor unit 68.8 kg	Outdoor unit 73.3 kg

MULTI SPLIT SYSTEMS | Combinations

ACP-18COFM50AERI R32

Unit	Cooling [kW]					Heating [kW]				
	A	B	C	D	Total	A	B	C	D	Total
12V	226	226	-	-	452	540	-	-	-	540
14V	226	226	-	-	452	540	-	-	-	540
16V	226	226	-	-	452	540	-	-	-	540
18V	226	226	-	-	452	540	-	-	-	540
18+12	226	226	-	-	452	540	-	-	-	540
18+14	226	226	-	-	452	540	-	-	-	540
18+16	226	226	-	-	452	540	-	-	-	540
18+18	226	226	-	-	452	540	-	-	-	540

ACP-21COFM60AERI R32

Unit	Cooling [kW]					Heating [kW]				
	A	B	C	D	Total	A	B	C	D	Total
12V	210	210	-	-	420	510	-	-	-	510
14V	210	210	-	-	420	510	-	-	-	510
16V	210	210	-	-	420	510	-	-	-	510
18V	210	210	-	-	420	510	-	-	-	510
18+12	210	210	-	-	420	510	-	-	-	510
18+14	210	210	-	-	420	510	-	-	-	510
18+16	210	210	-	-	420	510	-	-	-	510
18+18	210	210	-	-	420	510	-	-	-	510

ACP-27COFM79AERI R32

Unit	Cooling [kW]					Heating [kW]				
	A	B	C	D	Total	A	B	C	D	Total
12V	270	270	-	-	540	650	-	-	-	650
14V	270	270	-	-	540	650	-	-	-	650
16V	270	270	-	-	540	650	-	-	-	650
18V	270	270	-	-	540	650	-	-	-	650
18+12	270	270	-	-	540	650	-	-	-	650
18+14	270	270	-	-	540	650	-	-	-	650
18+16	270	270	-	-	540	650	-	-	-	650
18+18	270	270	-	-	540	650	-	-	-	650

ACP-28COFM82AERI R32

Unit	Cooling [kW]					Heating [kW]				
	A	B	C	D	Total	A	B	C	D	Total
12V	280	280	-	-	560	660	-	-	-	660
14V	280	280	-	-	560	660	-	-	-	660
16V	280	280	-	-	560	660	-	-	-	660
18V	280	280	-	-	560	660	-	-	-	660
18+12	280	280	-	-	560	660	-	-	-	660
18+14	280	280	-	-	560	660	-	-	-	660
18+16	280	280	-	-	560	660	-	-	-	660
18+18	280	280	-	-	560	660	-	-	-	660

ACP-36COFM105AERI R32

Unit	Cooling [kW]					Heating [kW]				
	A	B	C	D	Total	A	B	C	D	Total
12V	360	360	-	-	720	840	-	-	-	840
14V	360	360	-	-	720	840	-	-	-	840
16V	360	360	-	-	720	840	-	-	-	840
18V	360	360	-	-	720	840	-	-	-	840
18+12	360	360	-	-	720	840	-	-	-	840
18+14	360	360	-	-	720	840	-	-	-	840
18+16	360	360	-	-	720	840	-	-	-	840
18+18	360	360	-	-	720	840	-	-	-	840

ACP-42COFM123AERI R32

Unit	Cooling [kW]					Heating [kW]				
	A	B	C	D	Total	A	B	C	D	Total
12V	420	420	-	-	840	980	-	-	-	980
14V	420	420	-	-	840	980	-	-	-	980
16V	420	420	-	-	840	980	-	-	-	980
18V	420	420	-	-	840	980	-	-	-	980
18+12	420	420	-	-	840	980	-	-	-	980
18+14	420	420	-	-	840	980	-	-	-	980
18+16	420	420	-	-	840	980	-	-	-	980
18+18	420	420	-	-	840	980	-	-	-	980

ACP-21COFM60AERI R32

Unit	Cooling [kW]					Heating [kW]				
	A	B	C	D	Total	A	B	C	D	Total
12V	210	210	-	-	420	510	-	-	-	510
14V	210	210	-	-	420	510	-	-	-	510
16V	210	210	-	-	420	510	-	-	-	510
18V	210	210	-	-	420	510	-	-	-	510
18+12	210	210	-	-	420	510	-	-	-	510
18+14	210	210	-	-	420	510	-	-	-	510
18+16	210	210	-	-	420	510	-	-	-	510
18+18	210	210	-	-	420	510	-	-	-	510

ACP-27COFM79AERI R32

Unit	Cooling [kW]					Heating [kW]				
	A	B	C	D	Total	A	B	C	D	Total
12V	270	270	-	-	540	650	-	-	-	650
14V	270	270	-	-	540	650	-	-	-	650
16V	270	270	-	-	540	650	-	-	-	650
18V	270	270	-	-	540	650	-	-	-	650
18+12	270	270	-	-	540	650	-	-	-	650
18+14	270	270	-	-	540	650	-	-	-	650
18+16	270	270	-	-	540	650	-	-	-	650
18+18	270	270	-	-	540	650	-	-	-	650

ACP-28COFM82AERI R32

Unit	Cooling [kW]					Heating [kW]				
	A	B	C	D	Total	A	B	C	D	Total
12V	280	280	-	-	560	660	-	-	-	660
14V	280	280	-	-	560	660	-	-	-	660
16V	280	280	-	-	560	660	-	-	-	660
18V	280	280	-	-	560	660	-	-	-	660
18+12	280	280	-	-	560	660	-	-	-	660
18+14	280	280	-	-	560	660	-	-	-	660
18+16	280	280	-	-	560	660	-	-	-	660
18+18	280	280	-	-	560	660	-	-	-	660

ACP-36COFM105AERI R32

Unit	Cooling [kW]					Heating [kW]				
	A	B	C	D	Total	A	B	C	D	Total
12V	360	360	-	-	720	840	-	-	-	840
14V	360	360	-	-	720	840	-	-	-	840
16V	360	360	-	-	720	840	-	-	-	840
18V	360	360	-	-	720	840	-	-	-	840
18+12	360	360	-	-	720	840	-	-	-	840
18+14	360	360	-	-	720	840	-	-	-	840
18+16	360	360	-	-	720	840	-	-	-	840
18+18	360	360	-	-	720	840	-	-	-	840

ACP-42COFM123AERI R32

Unit	Cooling [kW]					Heating [kW]				
	A	B	C	D	Total	A	B	C	D	Total
12V	420	420	-	-	840	980	-	-	-	980
14V										

NEW HEAT PUMPS



Total solution for heating, cooling and domestic hot water

Introduction

How air source heat pump works

Heat pump units are capable of extracting heat from the surrounding air and transferring this heat indoors for space heating and domestic hot water.



Stage One

As the refrigerant passes through the expansion valve and expands, its temperature and pressure both drop.

Stage Two

With the temperature of the refrigerant being lower than the ambient temperature, heat passes from the air flowing over the air side heat exchanger to the refrigerant and the refrigerant evaporates.

Stage Three

When the refrigerant vapor passes through the compressor its pressure increases and its temperature rises above that of the water in hydronic system.

Stage Four

As the hot vapor refrigerant passes through the water side heat exchanger it heats the water in the hydronic system, which is then pumped indoors to the space heating terminals or hot water tank. The refrigerant cools and condenses and then ready to return to the expansion valve to start the cycle again.

Split system

Split system	
Application	Heating + Cooling + Domestic hot water
Structure type	Split (Heat pump and hydronic box are independent)
Refrigerant piping	Between heat pump unit (outdoor) and hydronic box (indoors)
Water piping	Between hydronic box and indoor heating appliances
Installation	Refrigerant piping and water piping
Combinational parts (if field supplied)	<ul style="list-style-type: none"> Under-floor heating loops Fan coil units Low temperature radiators Domestic hot water tank (external, apply to SMK) Auxiliary heat sources (such as water heaters and boilers)

Split type outdoor unit The outdoor unit absorbs heat from the outside air and transfers it inside through the refrigerant piping.

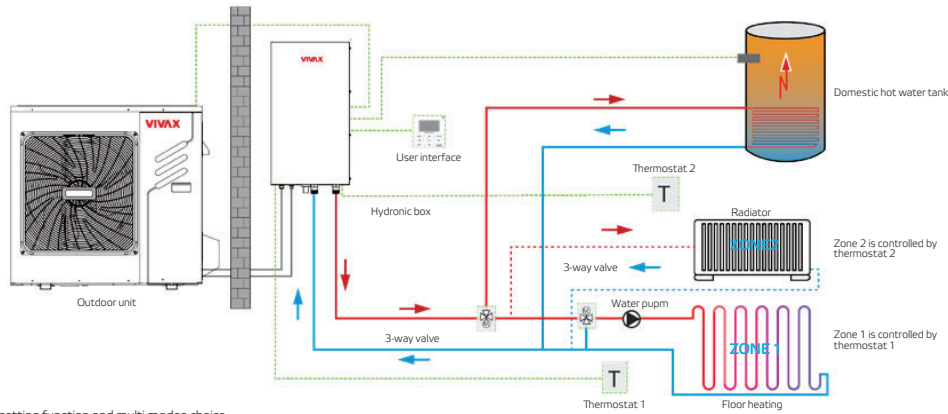
Hydronic box The hydronic box heats the water by refrigerant from outdoor unit. The heated water circulates through heating apparatus such as floor heating, radiators, fan coil units as well as inner coil of domestic hot water tank.

Domestic hot water tank Hot water from the Split unit is circulated around the domestic hot water tank's heating water coil, heating the domestic hot water inside the tank. Immersion heaters are often installed in domestic hot water tanks as a backup.

User interface User interface is connected to the Split unit through signal wire. It mainly uses for ON/OFF the unit, mode setting, temperature adjusting and timer setting.

Flexible operation and more comfort

Two zones controlled using user interface and thermostat



Priority setting function and multi modes choice



Note:
1. Only when the immersion heater of tank is available can the disinfection mode be used.

User interface

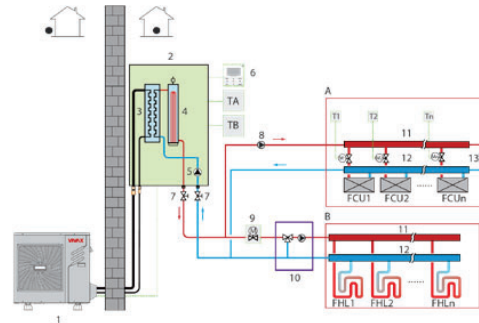
Newly designed touch-key wired controller
Check running parameters in real time
Communication wire length up to 50m
Built-in temperature sensor
Built-in wifi module (For R32 series)
Multiple languages (For R32 series)
Modbus protocol and network flexibility



Total heat solution | Typical applications

Take an example as R32 Split combine with SMK

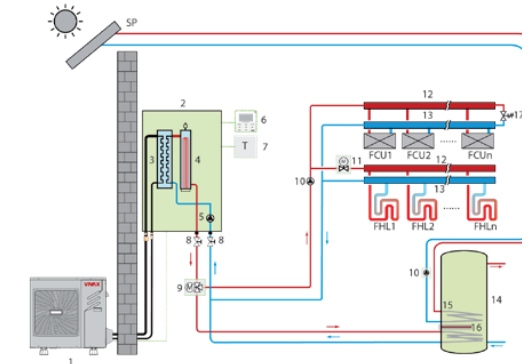
Application 1: Space Heating Through Floor Heating Loops and Fan Coil Units
The floor heating loops and fan coil units require different operating water temperatures. To achieve these two set points, a mixing station is required. Room thermostats for each zone are optional.



- 1 Outdoor unit
- 2 Hydronic box
- 3 Plate heat exchanger
- 4 Backup electric heater (optional)
- 5 Internal circulator pump
- 6 User interface
- 7 Stop valve (field supplied)
- 8 External circulator pump (field supplied)
- 9 Motorized 2-way valve (field supplied)
- 10 Mixing station (field supplied)
- 11 Distributor (field supplied)
- 12 Collector (field supplied)
- 13 Bypass valve (field supplied)
- FHL 1...n Floor heating loops (field supplied)
- FCU 1...n Fan coil units (field supplied)
- M 1...n Motorized valves (field supplied)
- T 1...n Room thermostats (field supplied)
- TA Zone A thermostat (field supplied)
- TB Zone B thermostat (field supplied)

Application 2: Space Heating, Space Cooling and Domestic Hot Water Compatible with Solar Water Heater

Floor heating loops and fan coil units are used for space heating and fan coil units are used for space cooling. Domestic hot water is supplied from the domestic hot water tank connected to both the hydronic box and solar water heater. The unit switches to heating or cooling mode according to the temperature detected by the room thermostat. In space cooling mode, the 2-way valve is closed to prevent cold water entering the floor heating loops.



- 1 Outdoor unit
- 2 Hydronic box
- 3 Plate heat exchanger
- 4 Backup electric heater (optional)
- 5 Internal circulator pump
- 6 User interface
- 7 Room thermostat
- 8 Stop valve (field supplied)
- 9 Motorized 3-way valve (field supplied)
- 10 External circulator pump (field supplied)
- 11 Motorized 2-way valve (field supplied)
- 12 Distributor (field supplied)
- 13 Collector (field supplied)
- 14 Domestic hot water tank (field supplied)
- 15 Heat exchanger coil
- 16 Immersion heater
- 17 Bypass valve (field)
- FHL 1...n Floor heating loops (field supplied)
- FCU 1...n Fan coil units (field supplied)
- SP Solar panel

Specifications

R410A - Outdoor unit

Model	HPS-41CH120AERVO3	HPS-48CH140AERVO3	HPS-53CH155AERVO3
Power supply	12.00 kW	380-415 V / 3 Ph / 50 Hz	15.50 kW
Heating ?	Capacity	14.00 kW	15.50 kW
	Rated input	2.66 kW	3.26 kW
	COP	4.51	4.29
Heating ?	Capacity	11.97 kW	13.93 kW
	Rated input	3.50 kW	4.21 kW
	COP	3.42	3.31
Cooling *	Capacity	12.00 kW	13.50 kW
	Rated input	2.80 kW	3.45 kW
	EER	4.29	3.91
Cooling ?	Capacity	11.70 kW	12.53 kW
	Rated input	4.65 kW	5.21 kW
	EER	2.52	2.40
Seasonal space heating energy efficiency class ⁶	LWT at 35 °C	A+++	
	LWT at 55 °C	A++	
Sound power level	70 dB	72 dB	72 dB
Net dimensions (W x H x D)	900 x 1327 x 400 mm		
Packed dimensions (W x H x D)	1030 x 1457 x 435 mm		
Net / Gross weight	115 / 126 kg		
Compressor	Type	Twin-rotary inverter	
	Airflow	Brushless DC motor	
Outdoor fan	Type	6500 m ³ /h	
	Airflow		
Air side heat exchanger	Liquid	Type	Fin-coil
	Gas	Type	Flaring
Piping connections	Liquid	Type	Flaring
		Di. (D)	φ 9.5 mm
	Gas	Type	Flaring
Di. (D)		φ 15.9 mm	
Installation height difference	OU above	30 m	
	OU below	25 m	
Refrigerant	Type	R410A	
	Charged volume	4.2 kg	
Throttle type	Electric expansion valve		
Operating temperature range	Cooling	-5 to 46 °C	
	Heating	-20 to 35 °C	
	DHW	-20 to 43 °C	

Notes:

1. Relevant EU standards and legislation: EN14511; EN14825; EN50564; EN12102; (EU) No 811/2013; (EU) No 813/2013; OJ 2014/C 207/02:2014.
2. Outdoor air temperature 7 °C DB, 85% R.H.; EWT 30 °C, LWT 35 °C.
3. Outdoor air temperature 7 °C DB, 85% R.H.; EWT 40 °C, LWT 45 °C.
4. Outdoor air temperature 35 °C DB, EWT 23 °C, LWT 18 °C.
5. Outdoor air temperature 35 °C DB; EWT 12 °C, LWT 7 °C.
6. Seasonal space heating energy efficiency class tested in average climate conditions.

Abbreviations:

DHW: Domestic hot water

R410A Hydronic box - Indoor unit

Model	HPS-120HM155AERV03		
Function	Heating and cooling		
LWT range	Space heating	Low 25 to 55 °C	
	Space heating	High 35 to 60 °C	
	Space cooling	Low 5 to 25 °C	
	Space cooling	High 18 to 25 °C	
	DHW	40 to 60 °C	
Power supply	380-415 V / 1 Ph / 50 Hz		
Sound power level	45 dB		
Dimension (W x H x D)	400 x 865 x 427 mm		
Packing (W x H x D)	495 x 1040 x 495 mm		
Net / gross weight	53 / 59 kg		
Water circuit	Piping connections	DN25	
	Safety valve set pressure	0.3 MPa	
	Total water volume	5.5 L	
	Drainage pipe	φ 16 mm	
	Expansion tank	Volume	5 L
		Max. water pressure	0.8 MPa
	Pre pressure	Volume	0.15 MPa
		Type	Plate
	Water side heat exchanger	Volume	1 L
		Water pump head	7.5 m
Refrigerant circuit	Liquid side	φ 9.5 mm	
	Gas side	φ 19.9 mm	
	Size	4.5 kW	
Backup electric heater	Step	2	
	Power supply	380-415 V / 3 Ph / 50 Hz	

Abbreviations:

DHW: Domestic hot water
LWT: Leaving water temperature

R32 - Outdoor unit

Model	HPS-22CH65AERVO1 Without water tank	HPS-28CH84AERVO1 Without water tank	HPS-34CH100AERVO1 Without water tank
Power supply	220-240 V / 1 Ph / 50 Hz		
Heating ¹	Capacity	6.5 kW	8.4 kW
	Rated input	1.34 kW	1.73 kW
	COP	4.85	4.85
Heating ²	Capacity	6.35 kW	8.05 kW
	Rated input	1.74 kW	2.16 kW
	COP	3.64	3.73
Heating ³	Capacity	5.75 kW	7.5 kW
	Rated input	1.98 kW	2.49 kW
	COP	2.9	3.01
Cooling ⁴	Capacity	6.45 kW	8.35 kW
	Rated input	1.32 kW	1.79 kW
	EER	4.88	4.67
Cooling ⁵	Capacity	6.5 kW	7.38 kW
	Rated input	2.2 kW	2.44 kW
	EER	2.95	3.02
Seasonal space heating energy efficiency class ⁶	Water outlet at 35 °C	A+++	
	Water outlet at 55 °C	A++	
Sound power level	62 dB	63 dB	65 dB
Net dimension (W x H x D)	960 x 860 x 380 mm	1075 x 965 x 395 mm	
Packed dimension (W x H x D)	1040 x 1000 x 430 mm	1120 x 1100 x 435 mm	
Net / Gross weight	57 / 68 kg	67 / 79 kg	
Compressor	Type	Twin rotary invert	
	Motor type	DC Brushless fan	
Outdoor fan	Air flow	3250 m ³ /h	4950 m ³ /h
	Type	Fin - coil	
Veze cjevi vanjske jedinice	Liquid	6.35 mm	9.52 mm
	Gas	15.9 mm	15.9 mm
Razlika između vanjske i unutarnje jedinice	Connection method	Flared	
	Height difference	Max. 20 m	
Refrigerant	Pipe length	2-30 m	
	Type (GWP)	R32 (675)	
Additional refrigerant	Charged volume	1.55 kg	1.65 kg
	Chargment	20 g/m	38 g/m
Throttle type	Min. pipe length	15 m	
	Electric expansion valve		
Outdoor air temperature range	Cooling	-5 - 43 °C	
	Heating	-25 - 35 °C	
	DHW	-25 - 43 °C	

Note:

1. Evaporator air in 7°C, 85% R.H., Condenser water in/out 30/35°C
2. Evaporator air in 7°C, 85% R.H., Condenser water in/out 40/45°C
3. Evaporator air in 7°C, 85% R.H., Condenser water in/out 47/55°C
4. Condenser air in 35°C, Evaporator water in/out 23/18°C
5. Condenser air in 35°C, Evaporator water in/out 12/7°C
6. Seasonal space heating energy efficiency class tested in average climate general
7. Relevant EU standards and legislation: EN14511; EN14825; EN50564; EN12102; (EU) No 811/2013; (EU) No 813/2013; OJ 2014/C 207/02:2014.

Abbreviations:

DHW: Domestic hot water
GWP: Global warming potential

R32 Hydronic box - Indoor unit

Model	HPS-42HM84AERV01	HPS-84HM155AERV01
LWT range	Space heating	Low 25 do 55 °C
	Space heating	High 35 do 60 °C
	Space cooling	Low 5 do 25 °C
	Space cooling	High 18 do 25 °C
	DHW	40 do 60 °C
Power supply	220-240 V / 1 Ph / 50 Hz	
Sound power level	43 dB	
Net dimension (W x H x D)	400 x 850 x 427 mm	
Packed dimension (W x H x D)	495 x 1040 x 495 mm	
Net / Gross weight		
Water pump	Max. pump head	8.5 m
	Volume	5 L
Expansion vessel (primary circuit)	Charge pressure	0.15 MPa
	Outlet connect to terminals	1"
Veza	Inlet connect to terminals	1"
	Refrigerant liquid	6.35 mm
	Refrigerant gas	15.88 mm
	Refrigerant gas	15.88 mm
Safety valve	0.3 MPa	
Flow switch	0.6 m ³ /h	
Backup E heater	Standard mounted	3 kW
	Optional	3 kW
Power supply	220-240 V / 1 Ph / 50 Hz	

Abbreviations:

DHW: Domestic hot water
LWT: Leaving water temperature

APP control (R32 models only)

Remote control
Check the running state of equipment, zone switch, operation mode and temperature
Set switch, operation mode and temperature of each zone
Display fault information

